

Actuator

704.403.01

Distribution by
Sager



<https://sager.eao.com/component/704.403.01/en...>

Your product:



704.403.01 Actuator

Loading . . .

FRONT

Front dimension:	Ø 29 mm
Front form:	Round
Front bezel colour:	Nature
Front bezel material:	Aluminium

MOUNTING

Design:	Raised
Mounting cut-out:	Ø 22.5 mm
Mounting type:	Panel mounting

OPERATING-/INDICATION PART

Lever colour:	Black
Lever bar colour:	translucent
Lever material:	plastic
Lever shape:	short

ELECTRICAL CHARACTERISTICS

Standards:	The switches comply with the "Standards for low-voltage switching devices" DIN EN 60947-1
-------------------	---

MECHANICAL CHARACTERISTICS

Switching action:	Maintained - Rest - Maintained
Switching positions:	3 positions

Switching angle: 42° left / 42° right
Mechanical lifetime: ≤2.5 Mil. cycles of operation
Weight: 0.036 kg

AMBIENT CONDITION

IP Protection: IP65 front side
Operating temperature: - 40 °C ... + 55 °C
Storage temperature: - 40 °C ... + 85 °C

CERTIFICATE

REACH: REACH compliant
RoHS: RoHS compliant


OTHER

Short Description: Actuator, Ø 22.5 mm, Ø 29 mm, optional illuminative, Black, short, Round, Nature, Aluminium, anodised, Maintained - Rest - Maintained

Hints: Max. 3 switching elements can be clipped on

max. number of switching elements: 3

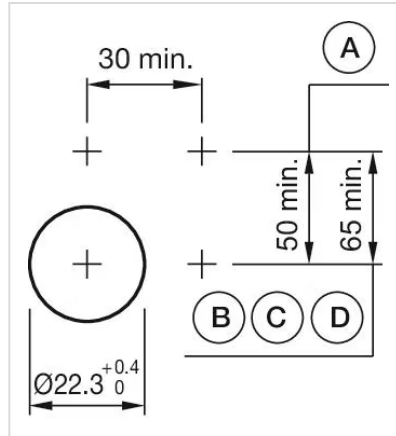
Switching positions:



Wiring diagrams:

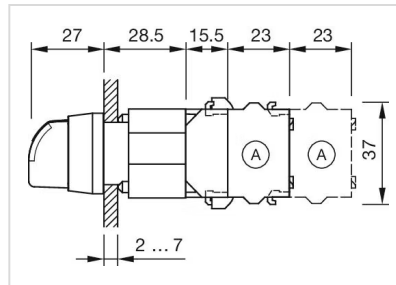


Mounting cut-outs:



- A = Screw terminal
- B = Push-in terminal (PIT)
- C = Plug-in terminal 6.3 mm x 0.8 mm
- D = Double plug-in terminal 6.3 mm x 0.8 mm

Dimension drawings:



- A = Screw terminal